

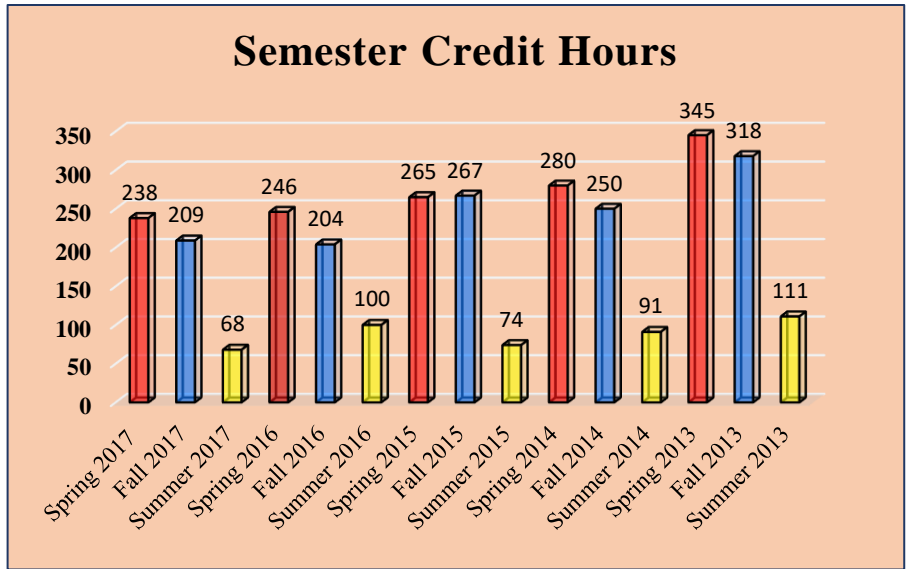
Humanities Department Enrollment Data

CH=Credit Hour

E# =Enrollment Number

SCH=Student Credit Hour

Semesters	CH	E #	SCH
Spring 2017	238	1270	302260
Fall 2017	209	1147	239723
Summer 2017	68	433	29444
Spring 2016	246	1275	313650
Fall 2016	204	1210	246840
Summer 2016	100	505	50500
Spring 2015	265	1243	329395
Fall 2015	267	1394	372198
Summer 2015	74	451	33374
Spring 2014	280	1422	398160
Fall 2014	250	1257	314250
Summer 2014	91	455	41405
Spring 2013	345	1581	545445
Fall 2013	318	1533	487494
Summer 2013	111	498	55278



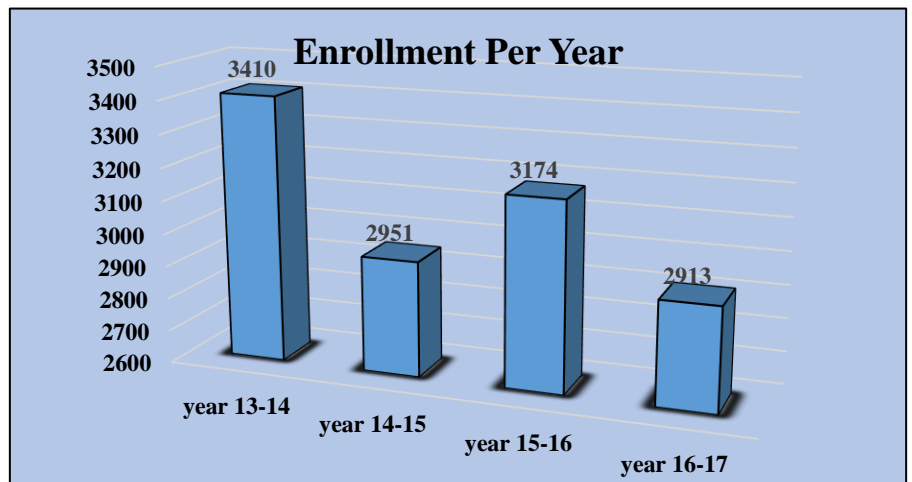
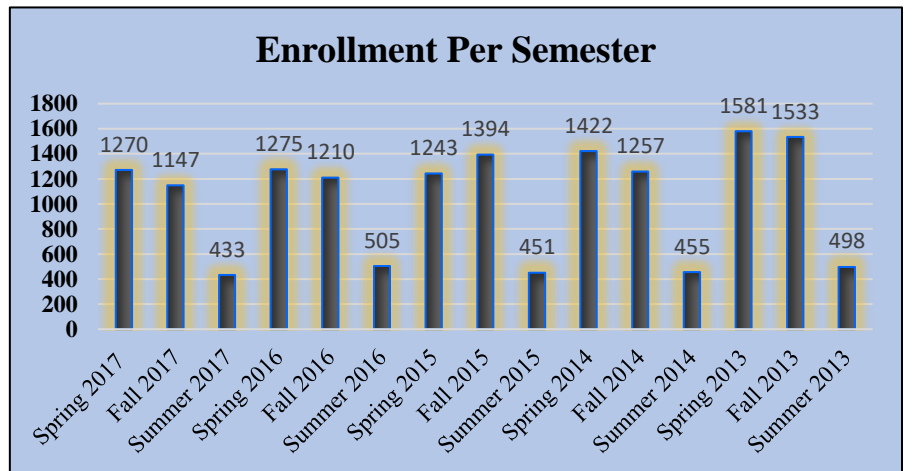
Total Student Enrollment

Fall 2013	318	1533	487494
Spring 2014	280	1422	398160
Summer 2014	91	455	41405
year 13-14	689	3410	927059

Fall 2014	250	1257	314250
Spring 2015	265	1243	329395
Summer 2015	74	451	33374
year 14-15	589	2951	677019

Fall 2015	267	1394	372198
Spring 2016	246	1275	313650
Summer 2016	100	505	50500
year 15-16	346	1780	364150

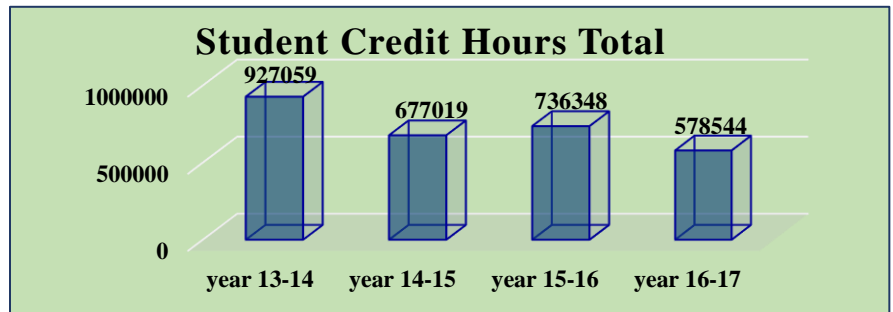
Fall 2016	204	1210	246840
Spring 2017	238	1270	302260
Summer 2017	68	433	29444
year 16-17	306	1703	331704



Humanities Department Enrollment Data

Total Student Credit Hours

year 13-14	689	3410	927059
year 14-15	589	2951	677019
year 15-16	613	3174	736348
year 16-17	510	2913	578544



*Graduates in Criminal Justice/General Studies/Liberal Arts/Media Arts & Film Technology

Degree	Major	13-14	13-14	14-15	15-16	16-17
AA	CJ	8	6	8	8	6
CERT	CJ	1	0	0	0	2
CERT	GS	7	10	10	6	12
AGS	GS	7	19	11	35	13
AA	LA	11	6	3	2	2
AAS	MA	4	0	6	2	10

Submitted by Amanda Lucero