

IPEDS 2022-23 Data Collection System

IPEDS HELP DESK (877) 225-2568 | ipedshelp@rti.org
OMB NO. 1850-0582 v.30 : Approval Expires 8/31/2025
User ID: P3636331

Student Financial Aid 2022-23

Institution: Luna Community College (363633)

User ID: P3636331

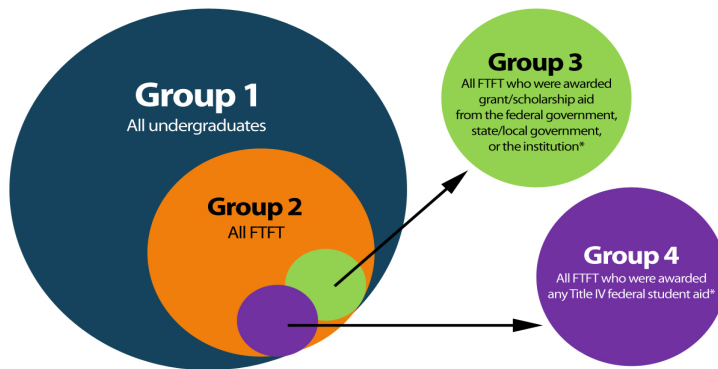
Overview

IPEDS Student Financial Aid Component Overview - Public Academic Reporters

Welcome to the Student Financial Aid (SFA) component. The purpose of the SFA component is to collect information about financial aid provided to various groups of undergraduate students and military/veteran educational benefits for all students at your institution.

Data Reporting Reminders:

- Report data to accurately reflect the time period corresponding with the IPEDS survey component, even if such reporting is seemingly inconsistent with prior-year reporting.
- Undergraduate Student Groups
You will be asked to report information for different groups of students.
 - Group 1: All undergraduate students
 - Group 2: Of Group 1, full-time, first-time degree/certificate-seeking students (FTFT)
 - Group 3: Of Group 2, FTFT students who paid the lower of in-state/in-district tuition rate and were awarded any grant/scholarship aid from the federal government, state/local government, or the institution
 - Group 4: Of Group 2, FTFT students who paid the lower of in-state/in-district tuition rate and were awarded any Title IV federal student aid



*For public institutions, include only those students paying the in-state or in-district tuition rate. For program reporters, include only those students enrolled in the institution's largest program.

- COA Revisions
Revisions to Cost of Attendance (COA) used to calculate the net price of attendance can be made in this component. Consult the instructions and screens to make sure you are reporting the correct aid amounts for the correct groups of students.
- College Affordability and Transparency Lists
Net price amounts calculated in SFA will be used to populate the U.S. Department of Education's College Affordability and Transparency lists.
- Interactive Edits and Error Messages
SFA contains interactive edits that will check for blank fields, invalid values, or values that fall outside expected ranges. Some error messages will require you to confirm or explain the values that you entered. Some error messages are fatal and will require you to contact the IPEDS Help Desk at (877) 225-2568 for resolution.
- Context Boxes
You will find optional text boxes throughout SFA. Context boxes allow you to provide more information about the data you enter. Some of these context boxes may be made available to the public on College Navigator, so make sure that the information you enter can be understood easily by students, parents, and the general public.

Changes to reporting:

The following changes were implemented for the 2022-23 data collection period:

- Degree/certificate-seeking and non-degree/certificate-seeking data items were added in Parts A and B to disaggregate financial aid award amounts reported in Part B by these student categories.
- New FAQs were added to clarify concepts.
- Minor wording changes were made for clarification.

Resources:

- To download the survey materials for this component: [Survey Materials](#)
- To access your prior year data submission for this component: [Reported Data](#)

If you have questions about completing this survey, please contact the IPEDS Help Desk at 1-877-225-2568.

Institution: Luna Community College (363633)

User ID: P3636331

Section 1: Part A

Part A - Establish Your Groups

Reporting Reminders:

- Part A establishes the number of students in various groups. Note that the numbers on this screen will be carried forward to other parts of the Student Financial Aid component.
- In the fields below, report the number of students in each of the following groups.

		Fall 2021	YOUR PRIOR YEAR DATA
			Fall 2020
01	Group 1 All <u>undergraduate</u> students	<input type="text" value="821"/>	720
01a	Of those in Group 1, those who are degree/certificate-seeking	<input type="text" value="467"/>	
01b	Of those in Group 1, those who are non-degree/non-certificate-seeking (Line 01 – Line 01a)	<input type="text" value="354"/>	
02	Group 2 Of those in Group 1, those who are <u>full-time</u> , <u>first-time</u> degree/certificate-seeking	<input type="text" value="120"/>	106
02a	Of those in Group 2, those who were awarded any <u>Federal Work Study</u> , <u>loans to students</u> , or grant or scholarship aid from the federal government, state/local government, the institution, or other sources known to the institution	<input type="text" value="104"/>	96
02b	Of those in Group 2, those who were awarded any <u>loans to students</u> or grant or scholarship aid from the federal government, state/local government, or the institution	<input type="text" value="101"/>	96
03	Group 3 Of those in Group 2, those paying the lower of in-state or in-district tuition rate who were awarded grant or scholarship aid from the federal government, state/local government, or the institution	<input type="text" value="85"/>	76
04	Group 4 Of those in Group 2, those paying the lower of in-state or in-district tuition rate who were awarded any <u>Title IV federal student aid</u>	<input type="text" value="63"/>	55

Section 1: Part B

Part B - Enter Information About Group 1

Reporting Reminders:

- Group 1 students are **ALL undergraduate** students (including first-time students) enrolled in Fall 2021.
- For this part, report:

For These Students	The Following Type(s) of Aid	Awarded in This Period
<ul style="list-style-type: none"> All undergraduate students enrolled in Fall 2021 for the 2021-22 academic year as defined by the institution 	<ul style="list-style-type: none"> Grant or scholarship aid from: <ul style="list-style-type: none"> federal government state/local government the institution other sources known to the institution Loans to students from: <ul style="list-style-type: none"> the federal government 	<ul style="list-style-type: none"> Any time during academic year 2021-22

- In the fields below, report the number of Group 1 students and the total amount of aid awarded to these students for each type of aid.

Information from Part A	Fall 2021
Group 1: All undergraduate students (This number is carried forward from Part A, Line 01.)	821
Of those in Group 1, those who are degree/certificate-seeking (This number is carried forward from Part A, Line 01a.)	467
Of those in Group 1, those who are non-degree/non-certificate-seeking (This number is carried forward from Part A, Line 01b.)	354

Aid Type		2021-22											
		All undergraduate students (Group 1)				All degree/certificate-seeking undergraduates				All non-degree/non-certificate-seeking undergraduates			
		Number students who were awarded aid	Percentage of students who were awarded aid	Total amount of aid awarded	Average amount of aid awarded (Col.3/Col.1)	Number students who were awarded aid	Percentage of students who were awarded aid	Total amount of aid awarded	Average amount of aid awarded (Col.7/Col.5)	Number students who were awarded aid (Col.1-Col.5)	Percentage of students who were awarded aid	Total amount of aid awarded (Col.3-Col.7)	Average amount of aid awarded
		Col. 1	Col. 2	Col. 3	Col. 4	Col. 5	Col. 6	Col. 7	Col. 8	Col. 9	Col. 10	Col. 11	Col. 12
01	Grant or scholarship aid from the federal government, state/local government, the institution, and other sources known to the institution (Do NOT include federal student loans)	<input type="text" value="353"/>	43	<input type="text" value="1,468,481"/>	4,160	<input type="text" value="326"/>	70	<input type="text" value="1,444,477"/>	4,431	<input type="text" value="27"/>	8	<input type="text" value="24,004"/>	889
	02 Federal Pell Grants	<input type="text" value="239"/>	29	<input type="text" value="1,029,118"/>	4,306	<input type="text" value="239"/>	51	<input type="text" value="1,029,118"/>	4,306				
03	Federal student loans	<input checked="" type="checkbox"/> <input type="text" value="26"/>	3	<input type="text" value="115,540"/>	4,444	<input type="text" value="26"/>	6	<input type="text" value="115,540"/>	4,444				

You may use the box below to provide additional context for the data you have reported above. Context notes will be posted on the College Navigator website. Therefore, you should write all context notes using proper grammar (e.g., complete sentences with punctuation) and common language that can be easily understood by students and parents (e.g., spell out acronyms).

Non-applicable

Section 1: Part C, Page 1

Part C, Page 1 - Enter Information about Group 2

Reporting Reminders:

- Group 2 students are all full-time, first-time degree/certificate-seeking undergraduate students enrolled in Fall 2021.
- In the fields below, report the number of Group 2 students paying in-district, in-state, and out-of-state tuition rates. If your institution does not offer different rates, report all students as paying in-state tuition rates.

Information from Part A	Fall 2021
Group 2: Full-time, first-time degree/certificate-seeking undergraduates (This number is carried forward from Part A, Line 02)	120

Group 2 students:			Fall 2021		YOUR PRIOR YEAR DATA
			Fall 2021		Fall 2020
			Number of Group 2 students	Percentage of Group 2 students	Percentage of Group 2 students
01	01a	<u>paying in-district tuition rates</u>	<input type="text" value="68"/>	57	51
	01b	<u>paying in-state tuition rates</u>	<input type="text" value="29"/>	24	26
	01c	<u>paying out-of-state tuition rates</u>	<input type="text" value="23"/>	19	23
	01d	Unknown (calculated value) This value is calculated using the following formula: [A02-(C01a+C01b+C01c)]	0	0	0

Section 1: Part C, Page 2

Part C, Page 2 - Enter Information about Group 2

Reporting Reminders:

- Part C includes financial aid information about Group 2. Group 2 students are all full-time, first-time degree/certificate-seeking undergraduate students enrolled in Fall 2021.
- For this part, report:


For These Students	The Following Type(s) of Aid	Awarded in This Period
<ul style="list-style-type: none"> Full-time, first-time degree/certificate-seeking undergraduate students enrolled in Fall 2021 for the 2021-22 academic year as defined by the institution 	<ul style="list-style-type: none"> Grant or scholarship aid from: <ul style="list-style-type: none"> federal government state/local government the institution Loans to students from: <ul style="list-style-type: none"> the federal government other sources, including private or other loans Do not include: <ul style="list-style-type: none"> grant or scholarship aid from private or other sources PLUS loans or loans made to anyone other than the student 	<ul style="list-style-type: none"> Any time during academic year 2021-22 For program reporters, this is the aid year period from July 1, 2021 through June 30, 2022.

- In the fields below, report the number of Group 2 students and the total amount of aid awarded to these students for each type of aid. Enter unduplicated student counts within a category (e.g., Federal Pell Grants). However, a student can appear in more than one aid category.

Information from Part A	Fall 2021
Group 2: Full-time, first-time degree/certificate-seeking undergraduates (This number is carried forward from Part A, Line 02)	120
Group 2a: (This number is carried forward from Part A, Line 02a) <ul style="list-style-type: none"> Of those in Group 2, those who were awarded: <ul style="list-style-type: none"> Federal Work Study Loans to students Grant or scholarship aid from the federal government, state/local government, or the institution Other sources known to the institution 	104
Group 2b (This number is carried forward from Part A, Line 02b) <ul style="list-style-type: none"> Of those in Group 2, those who were awarded: <ul style="list-style-type: none"> Loans to students Grant or scholarship aid from the federal government, state/local government, or the institution 	101
Group 3 (This number is carried forward from Part A, Line 03) <ul style="list-style-type: none"> Of those in Group 2, those who paid the lower of in-state or in-district tuition rate and were awarded: <ul style="list-style-type: none"> Grant or scholarship aid from the federal government, state/local government, or the institution 	85

Aid Type		Fall 2021				YOUR PRIOR YEAR DATA
		Number of Group 2 students who were awarded aid	Percentage of Group 2 students who were awarded aid	Total amount of aid awarded to Group 2 students	Average amount of aid awarded to Group 2 students	Fall 2020
						Average amount of aid awarded to Group 2 students
01	Grants or scholarships from the federal government, state/local government, or the institution	<input type="text" value="90"/>	75	422,272	4,692	4,947
02	<u>Federal grants</u>	<input type="text" value="64"/>	53	331,385	5,178	5,409
	02a <u>Federal Pell Grants</u>	<input type="text" value="64"/>	53	<input type="text" value="321,707"/>	5,027	5,025
	02b <u>Other federal grants</u>	<input type="text" value="12"/>	10	<input type="text" value="9,678"/>	807	654
03	<u>State/local government grants</u> or <u>scholarships</u> (includes <u>fellowships</u> /tuition waivers/exemptions)	<input type="text" value="56"/>	47	<input type="text" value="63,471"/>	1,133	1,156

04	<u>Institutional grants or scholarships</u> (includes <u>fellowships</u> /tuition waivers/exemptions)	<input type="text" value="20"/>	17	<input type="text" value="27,416"/>	1,371	1,655
05	<u>Loans to students</u>	<input type="text" value="11"/>	9	41,889	<input checked="" type="checkbox"/> 3,808	2,741
05a	Federal loans	<input type="text" value="11"/>	9	<input type="text" value="41,889"/>	<input checked="" type="checkbox"/> 3,808	2,741
05b	Other loans (including private loans)	<input type="text"/>	0	<input type="text"/>		

 You may use the box below to provide additional context for the data you have reported above. Context notes will be posted on the College Navigator website. Therefore, you should write all context notes using proper grammar (e.g., complete sentences with punctuation) and common language that can be easily understood by students and parents (e.g., spell out acronyms).

Institution: Luna Community College (363633)

User ID: P3636331

Section 1: Comparison Chart

Comparison Chart

Reporting Reminders:

- Based on the information reported on the previous screens for Group 1 (all undergraduates) and Group 2 (full-time, first-time degree/certificate-seeking undergraduates), this comparison chart seeks to help institutions check their reported data. Assuming that the information on Groups 1 and 2 is correct, then the calculated fields for 'All Other Undergraduates' should be the balance (Group 1 minus Group 2). If the balance does not check with your institution's calculations, please correct your reported numbers for Groups 1 and 2 before moving forward with the completion of the SFA survey component.

Note:

- Data for the 'All Other Undergraduates' will appear in the IPEDS Data Center for data users, but not in College Navigator.

		Fall 2021	Academic Year 2021-22	Academic Year 2021-22
		Number of students	Federal Pell grants	Federal Student Loans
01	Group 1 (all undergraduates)	821		
02	Number of students who were awarded aid		239	26
03	Percentage who were awarded aid		29	3
04	Total amount of aid awarded		1,029,118	115,540
05	Average amount of aid awarded		4,306	4,444
06	Group 2 (Full-time, first-time undergraduates)	120		
07	Number of students who were awarded aid		64	11
08	Percentage who were awarded aid		53	9
09	Total amount of aid awarded		321,707	41,889
10	Average amount of aid awarded		5,027	3,808
11	All other undergraduates (Line 01 - Line 06)	701		
12	Number of students who were awarded aid (Line 02 - Line 07)		175	15
13	Percentage who were awarded aid (Line 12 / Line 11)		25	2
14	Total amount of aid awarded (Line 04 - Line 09)		707,411	73,651
15	Average amount of aid awarded (Line 14 / Line 12)		4,042	4,910

Institution: Luna Community College (363633)

User ID: P3636331

Section 1: Cost of Attendance

Cost of attendance for full-time, first-time undergraduate students

Reporting Reminders:

- Please enter the amounts requested below. These data will be made available to the public on College Navigator. If your institution participates in any Title IV programs (Federal Pell Grant, Federal Direct Loan, etc.), you must complete all information.
- Estimates of expenses for books and supplies, room and board, and other expenses are those from the **Cost of Attendance report** used by the financial aid office in determining financial need. Please talk to your financial aid office to get these numbers to ensure that you are reporting correctly.
- These numbers are carried forward from Institutional Characteristics and should only be changed if an error was made in the reporting.

Charges for full academic year	2019-20	2020-21	2021-22
Published <u>tuition</u> and <u>required fees</u> :			
<u>In-district</u>			
Tuition	912	960	1,032
Required fees	50	50	50
Tuition + fees total	962	1,010	1,082
<u>In-state</u>			
Tuition	1,248	1,320	1,392
Required fees	50	50	50
Tuition + fees total	1,298	1,370	1,442
<u>Out-of-state</u>			
Tuition	2,376	2,520	2,664
Required fees	50	50	50
Tuition + fees total	2,426	2,570	2,714
i <u>Books and supplies</u>			
	1,250	1,250	1,250
<u>Off-campus (not with family):</u>			
<u>Room and board</u>	6,538	6,538	6,538
<u>Other expenses</u>	3,558	3,558	3,558
Room and board and other expenses	10,096	10,096	10,096
i <u>Off-campus (with family):</u>			
<u>Other expenses</u>	2,902	2,902	2,902

Section 1: Part D

Part D - Enter Information about Group 3

Reporting Reminders:

- Group 3 students are all full-time, first-time degree/certificate-seeking undergraduate students enrolled Fall 2021 paying the lower of in-state or in-district tuition rate who were awarded grant or scholarship aid from the following sources: the federal government, state/local government, or the institution. The information you report in this part will be used in Part F to calculate average institutional net price.
- For this part, report:

For These Students	The Following Type(s) of Aid	Awarded in This Period
<ul style="list-style-type: none"> Full-time, first-time degree/certificate-seeking undergraduate students enrolled in Fall 2021 for the 2021-22 academic year as defined by the institution paying the lower of in-state or in-district tuition rate who were awarded grant or scholarship aid from the following sources: the federal government, state/local government, or the institution Do not include students who were awarded only grant or scholarship aid from private or other sources, or students who were awarded only non-grant aid 	<ul style="list-style-type: none"> Grant or scholarship aid from: <ul style="list-style-type: none"> federal government state/local government the institution Do not include: <ul style="list-style-type: none"> grant or scholarship aid from private or other sources federal student loans parent PLUS loans private loans HEERF grants Federal Work Study amounts 	<ul style="list-style-type: none"> Any time during academic year 2021-22

- In the fields below, report the number of Group 3 students with each type of living arrangement and the total amount of grant or scholarship aid from the federal government, state/local government, or the institution awarded to these students.

Information from Part A:		YOUR PRIOR YEAR DATA 2019-20	YOUR PRIOR YEAR DATA 2020-21	2021-22
Group 3 Full-time, first-time degree/certificate-seeking undergraduate students paying the lower of in-state or in-district tuition rate who were awarded grant or scholarship aid from the following sources: the federal government, state/local government, or the institution (This number is carried forward from Part A, Line 03)		80	76	85
01	Report the number of Group 3 students with the following living arrangements:	YOUR PRIOR YEAR DATA 2019-20	YOUR PRIOR YEAR DATA 2020-21	2021-22
		2019-20	2020-21	2021-22
01b	<u>Off-campus (with family).</u>	27	<input checked="" type="checkbox"/> 50	<input checked="" type="checkbox"/> 20
01c	<u>Off-campus (not with family).</u>	53	<input checked="" type="checkbox"/> 23	<input checked="" type="checkbox"/> 65
01d	Unknown (calculated) This value is calculated using the following formula: [A03-(D01a+D01b+D01c)]	0	3	0
02	Report the total amount of grant or scholarship aid from the federal government, state/local government, or the institution awarded to Group 3 students	435,424	217,762	224,919
03	Average grant or scholarship aid from the federal government, state/local government, or the institution awarded to Group 3 students (calculated value). This value is calculated using the following formula: [D02/A03]	5,443	<input checked="" type="checkbox"/> 2,865	2,646

You may use the box below to provide additional context for the data you have reported above. Context notes will be posted on the College Navigator website. Therefore, you should write all context notes using proper grammar (e.g., complete sentences with punctuation) and common language that can be easily understood by students and parents (e.g., spell out acronyms).

Non-applicable ▼

Section 1: Part E

Part E – Enter Information about Group 4

Reporting Reminders:

- Part E includes financial aid information about Group 4. undergraduate students enrolled in Fall 2021 paying the lower of in-state or in-district tuition rate who were awarded any Title IV federal student aid, including federal grants or federal student loans. The information you report in this part will be used in Part G to calculate average institutional net price by income level.
- For this part, report:

For These Students	The Following Type(s) of Aid	Awarded in This Period
<ul style="list-style-type: none"> Full-time, first-time degree/certificate-seeking undergraduate students enrolled Fall 2021 for the 2021-22 academic year as defined by the institution paying the lower of in-state or in-district tuition rate who were awarded any Title IV federal student aid 	<ul style="list-style-type: none"> Grant or scholarship aid from: <ul style="list-style-type: none"> federal government state/local government the institution Do not include: <ul style="list-style-type: none"> grant or scholarship aid from private or other sources federal student loans parent PLUS loans private loans HEERF grants Federal Work Study amounts 	<ul style="list-style-type: none"> Any time during academic year 2021-22

- In the fields below, report the number of Group 4 students with each type of living arrangement and the total amount of grant or scholarship aid from the federal government, state/local government, or the institution awarded to these students by income level.


Information from Part A:		2019-20	2020-21	2021-22	
Group 4 Full-time, first-time degree/certificate-seeking undergraduate students paying the lower of in-state or in-district tuition rate who were awarded any Title IV federal student aid (This number is carried forward from Part A, Line 04)		66	55	63	
01	Report the number of Group 4 students with the following living arrangements:	YOUR PRIOR YEAR DATA	YOUR PRIOR YEAR DATA		
		2019-20	2020-21	2021-22	
	01b	Off-campus (with family)	20 <input checked="" type="checkbox"/>	37 <input checked="" type="checkbox"/>	15
	01c	Off-campus (not with family)	46 <input checked="" type="checkbox"/>	18 <input checked="" type="checkbox"/>	48
	01d	Unknown (calculated) This value is calculated using the formula: [A04-(E01a+E01b+E01c)]	0	0	0

		Number of students who were awarded any Title IV aid (Group 4)	Of those in Column 1, the number who were awarded any grant or scholarship aid from the following sources: the federal government, state/local government, or the institution	Of those in Column 1, the total amount of grant or scholarship aid awarded from the following sources: the federal government, state/local government, or the institution	i Average amount of federal, state/local, and institutional grant or scholarship aid awarded to Group 4 students
2019-20					
		Col. 1	Col. 2	Col. 3	Col. 4
02	Income level				
	02a \$0-30,000	41	41	280,808	6,849
	02b \$30,001-48,000	17	17	97,208	5,718
	02c \$48,001-75,000	7	7	32,648	4,664
	02d \$75,001-110,000	0	0	0	
	02e \$110,001 and more	1	1	4,229	4,229

02f	Total all income levels	66	66	414,893	6,286
-----	-------------------------	----	----	---------	-------

2020-21					
		Col. 1	Col. 2	Col. 3	Col. 4
03	Income level				
03a	\$0-30,000	<input type="text" value="27"/>	<input type="text" value="27"/>	<input type="text" value="109,300"/>	4,048
03b	\$30,001-48,000	<input type="text" value="16"/>	<input type="text" value="16"/>	<input type="text" value="55,586"/>	3,474
03c	\$48,001-75,000	<input type="text" value="11"/>	<input type="text" value="11"/>	<input type="text" value="32,413"/>	2,947
03d	\$75,001-110,000	<input type="text" value="1"/>	<input type="text" value="1"/>	<input type="text" value="1,598"/>	1,598
03e	\$110,001 and more	<input type="text" value="0"/>	<input type="text" value="0"/>	<input type="text" value="0"/>	
03f	Total all income levels	55	55	<input checked="" type="checkbox"/> 198,897	3,616

2021-22					
		Col. 1	Col. 2	Col. 3	Col. 4
04	Income level				
04a	\$0-30,000	<input type="text" value="37"/>	<input type="text" value="37"/>	<input type="text" value="138,277"/>	3,737
04b	\$30,001-48,000	<input type="text" value="12"/>	<input type="text" value="12"/>	<input type="text" value="37,911"/>	3,159
04c	\$48,001-75,000	<input type="text" value="9"/>	<input type="text" value="9"/>	<input type="text" value="18,685"/>	<input checked="" type="checkbox"/> 2,076
04d	\$75,001-110,000	<input type="text" value="5"/>	<input type="text" value="5"/>	<input type="text" value="15,265"/>	3,053
04e	\$110,001 and more	<input type="text" value="0"/>	<input type="text" value="0"/>	<input type="text" value="0"/>	
04f	Total all income levels	63	63	210,138	3,336

 You may use the box below to provide additional context for the data you have reported above. Context notes will be posted on the College Navigator website. Therefore, you should write all context notes using proper grammar (e.g., complete sentences with punctuation) and common language that can be easily understood by students and parents (e.g., spell out acronyms).

Non-applicable ▼

Section 1: Part F


Part F – Net Price Calculation for Group 3

Note:

- The following net price calculation is based on information that your institution reported in the Institutional Characteristics component and the Student Financial Aid component. For more information about the data your institution reported in the Institutional Characteristics component, please contact your institution's IPEDS Keyholder.

Components of cost of attendance		YOUR PRIOR YEAR DATA	YOUR PRIOR YEAR DATA	2021-22
		2019-20	2020-21	
01	Published <u>tuition</u> and <u>required fees</u> (lower of in-state or in-district tuition rate)	962	1,010	1,082
02	<u>Books and supplies</u>	1,250	1,250	1,250
03	<u>Room and board</u> and <u>other expenses</u> by living arrangement			
	03b <u>Off-campus (with family)</u>	2,902	2,902	2,902
	03c <u>Off-campus (not with family)</u>	10,096	10,096	10,096
04	Number of Group 3 students by living arrangement			
	04b <u>Off-campus (with family)</u>	27	50	20
	04c <u>Off-campus (not with family)</u>	53	23	65
	04d Unknown	0	3	0
05	Weighted average for room and board and other expenses by number of students for each living arrangement (excluding unknown values) See instructions for the formula for this calculation	7,668	5,169	8,403
06	Total cost of attendance This value is calculated using the following formula: [F01+F02+F05]	9,880	7,429	10,735
07	Average amount of grant or scholarship aid awarded to Group 3 students from the following sources: the federal government, state/local government, and the institution	5,443	2,865	2,646
08	Average institutional <u>net price</u> for Group 3 students This value is calculated using the following formula: [F06-F07]	4,437	4,564	8,089

As required by the *Higher Education Act, as amended (2008)*, these amounts will be posted on the U.S. Department of Education's College Navigator website and used in the U.S. Department of Education's College Affordability and Transparency Lists.

 You may use the box below to provide additional context for the data you have reported above. Context notes will be posted on the College Navigator website. Therefore, you should write all context notes using proper grammar (e.g., complete sentences with punctuation) and common language that can be easily understood by students and parents (e.g., spell out acronyms).

Non-applicable ▼

Institution: Luna Community College (363633)

User ID: P3636331

Section 1: Part G


Part G – Net Price Calculation for Group 4

Note:

- The following net price calculation is based on information that your institution reported in the Institutional Characteristics component and the Student Financial Aid component. For more information about the data your institution reported in the Institutional Characteristics component, please contact your institution's IPEDS Keyholder.

Components of cost of attendance		YOUR PRIOR YEAR DATA	YOUR PRIOR YEAR DATA	2021-22
		2019-20	2020-21	
01	Published <u>tuition</u> and <u>required fees</u> (lower of in-state or in-district tuition rate)	962	1,010	1,082
02	<u>Books and supplies</u>	1,250	1,250	1,250
03	<u>Room and board</u> and <u>other expenses</u> by living arrangement			
	03b <u>Off-campus (with family)</u>	2,902	2,902	2,902
	03c <u>Off-campus (not with family)</u>	10,096	10,096	10,096
04	Number of Group 4 students by living arrangement			
	04b <u>Off-campus (with family)</u>	20	37	15
	04c <u>Off-campus (not with family)</u>	46	18	48
	04d Unknown	0	0	0
05	Weighted average for room and board and other expenses by number of students for each living arrangement (excluding unknown values) See instructions for the formula for this calculation	7,916	5,256	8,383
06	Total cost of attendance by income level This value is calculated using the following formula: [G01+G02+G05]	10,128	7,516	10,715
07	Average amount of grant or scholarship aid awarded to Group 4 students from the following sources: the federal government, state/local government, and the institution	6,286	3,616	3,336
	07a \$0-30,000	6,849	4,048	3,737
	07b \$30,001-48,000	5,718	3,474	3,159
	07c \$48,001-75,000	4,664	2,947	2,076
	07d \$75,001-110,000		1,598	3,053
	07e \$110,001 and more	4,229		
08	Average institutional <u>net price</u> for Group 4 students This value is calculated using the following formula: [G06-G07]			
	08a \$0-30,000	3,279	3,468	6,978
	08b \$30,001-48,000	4,410	4,042	7,556
	08c \$48,001-75,000	5,464	4,569	8,639
	08d \$75,001-110,000		5,918	7,662
	08e \$110,001 and more	5,899		

As required by the *Higher Education Act, as amended (2008)*, these amounts will be posted on the U.S. Department of Education's College Navigator website.

 You may use the box below to provide additional context for the data you have reported above. Context notes will be posted on the College Navigator website. Therefore, you should write all context notes using proper grammar (e.g., complete sentences with punctuation) and common language that can be easily understood by students and parents (e.g., spell out acronyms).

Non-applicable

Institution: Luna Community College (363633)

User ID: P3636331

Section 2: Military Servicemembers and Veteran's Benefits - Undergraduate Only

Section 2: Military Servicemembers and Veteran's Benefits

Important Note:

- Report for **Post-9/11 GI Bill Benefits**: July 1, 2021 - June 30, 2022.
- Report for **Department of Defense Tuition Assistance Program**: October 1, 2021 - September 30, 2022
- **Program reporters should be reporting the information on this screen for ALL programs (not just the largest program).**

Reporting Reminders:

- Report the total number of student recipients and the total dollar amounts for each program.
- Student recipients can also include eligible dependents.
- Student recipients may be listed in both categories.
- Consult with your campus certifying official, who may not be in the student financial aid office.
- For Post-9/11 GI Bill Benefits, do not include the matching institutional aid provided through the Yellow Ribbon Program if your school participated.
- Information reported to IPEDS is only what is known to the institution.
- Enter zero (0) if your institution did not have beneficiaries for that student level or program. Please do not leave a cell blank.

Type of benefit/assistance	Number of students receiving benefits/assistance	Total dollar amount of benefits/assistance disbursed through the institution	Average dollar amount of benefits/assistance disbursed through the institution	YOUR PRIOR YEAR DATA
				Average dollar amount of benefits/assistance disbursed through the institution
Undergraduate students				
<u>Post-9/11 GI Bill Benefits</u>	<input type="text" value="3"/>	<input type="text" value="2,493"/>	831	558
<u>Department of Defense Tuition Assistance Program</u>	<input type="text" value="0"/>	<input type="text" value="0"/>		

Prepared by

Prepared by

Reporting Reminders:

- The name of the preparer is being collected so that we can follow up with the appropriate person in the event that there are questions concerning the data.
- The Keyholder will be copied on all email correspondence to other preparers.
- The time it took to prepare this component is being collected so that we can continue to improve our estimate of the reporting burden associated with IPEDS.
- Please include in your estimate the time it took for you to review instructions, query and search data sources, complete and review the component, and submit the data through the Data Collection System.
- Thank you for your assistance.

This survey component was prepared by:

<input checked="" type="radio"/>	Keyholder	<input type="radio"/>	SFA Contact	<input type="radio"/>	HR Contact
<input type="radio"/>	Finance Contact	<input type="radio"/>	Academic Library Contact	<input type="radio"/>	Other

Name:

Email:

How many staff from your institution only were involved in the data collection and reporting process of this survey component?

Number of Staff (including yourself)

How many hours did you and others from your institution only spend on each of the steps below when responding to this survey component?
Exclude the hours spent collecting data for state and other reporting purposes.

Staff member	Collecting Data Needed	Revising Data to Match IPEDS Requirements	Entering Data	Revising and Locking Data
Your office	<input type="text" value="40.00"/> hours	<input type="text" value="2.00"/> hours	<input type="text" value="2.00"/> hours	<input type="text" value="1.00"/> hours
Other offices	<input type="text" value="10.00"/> hours	<input type="text" value="1.00"/> hours	<input type="text" value="0.00"/> hours	<input type="text" value="1.00"/> hours

Institution: Luna Community College (363633)

User ID: P3636331

Summary

IPEDS Student Financial Aid (SFA) Survey Summary

IPEDS collects important information regarding your institution. All data reported in IPEDS survey components become available in the IPEDS Data Center and appear as aggregated data in various Department of Education reports. Additionally, some of the reported data appears specifically for your institution through the College Navigator website and is included in your institution's Data Feedback Report (DFR). The purpose of this summary is to provide you an opportunity to view some of the data that, when accepted through the IPEDS quality control process, will appear on the College Navigator website and/or your DFR. College Navigator is updated approximately three months after the data collection period closes and Data Feedback Reports will be available through the [Data Center](#) and sent to your institution's CEO in November 2023.

Please review your data for accuracy. If you have questions about the data displayed below after reviewing the data reported on the survey screens, please contact the IPEDS Help Desk at: 1-877-225-2568 or ipedshelp@rti.org.

Total grant aid awarded to all undergraduate students		\$1,468,481
Number of undergraduate students who were awarded a Pell Grant		239
Percentage of FTFT students who were awarded any financial aid		87%
	Percentage of FTFT students who were awarded grant aid by type	Average amount of grant aid awarded by type
Total	75%	\$4,692
Federal Government	53%	\$5,178
Pell	53%	\$5,027
Other Federal	10%	\$807
State/Local Government	47%	\$1,133
Institutional	17%	\$1,371
	Percentage of FTFT students who were awarded and accepted loans by type	Average amount of loans awarded and accepted by type
Total	9%	\$3,808
Federal	9%	\$3,808
Non-federal	0%	N/A
Average net price for FTFT students who were awarded grant aid		\$8,089
Average net price for FTFT students who were awarded Title IV federal student aid		
\$0 – 30,000		\$6,978
\$30,001 – 48,000		\$7,556
\$48,001 – 75,000		\$8,639
\$75,001 – 110,000		\$7,662
\$110,001 and more		N/A

Military Service members and Veteran's Benefits		
	Number of students receiving benefits/assistance	Total dollar amount of benefits/assistance awarded through the institution
Post-9/11 GI Bill Benefits		
Undergraduate students	3	\$2,493
Department of Defense Tuition Assistance Program		
Undergraduate students	0	N/A

Edit Report

Student Financial Aid

Source	Description	Severity	Resolved	Options
Screen: Part B - Enter Information about Group 1				
Screen Entry	The number of Group 1 students who were awarded federal student loans reported in Part B (line 03) means that less than 5% of all undergraduate were awarded this type of aid. Please correct your data or explain. (Error #7337)	Explanation	Yes	
Reason	With affordable tuition costs and more students qualifying for federal, state, or institutional aid students at LCC are able to refrain from borrowing student loans.			
Related Screens	Part A - Establish your groups, Part B - Enter Information about Group 1			
Screen: Part C, Page 2 - Enter Information about Group 2				
Screen Entry	The average amount of this type of aid awarded to Group 2 students is outside the expected range of between 2,454 and 3,028 when compared with the prior year value. Please check the number of students and the total amount of aid awarded to these students, and correct or explain the discrepant values. (Error #7147)	Explanation	Yes	
Reason	Due to more students living away from home after COVID and borrowing more money resulted in a higher average this reporting period.			
Screen Entry	The average amount of this type of aid awarded to Group 2 students is outside the expected range of between 2,454 and 3,028 when compared with the prior year value. Please check the number of students and the total amount of aid awarded to these students, and correct or explain the discrepant values. (Error #7147)	Explanation	Yes	
Reason	Due to more students living away from home after COVID and borrowing more money resulted in a higher average this reporting period.			
Screen: Part D - Enter Information about Group 3				
Screen Entry	The number entered is outside the expected range of between 35 and 65 when compared with the prior year value. Please correct your data or explain. (Error #7169)	Explanation	Yes	
Reason	Since the ordeals with COVID students are beginning to move away from home again.			
Screen Entry	The number entered is outside the expected range of between 1 and 33 when compared with the prior year value. Please correct your data or explain. (Error #7169)	Explanation	Yes	
Reason	Since the ordeals with COVID students are beginning to move away from home again.			
Screen Entry	The number entered is outside the expected range of between 19 and 35 when compared with the prior year value. Please correct your data or explain. (Error #7169) This edit and explanation were retained from the prior year (for reference) and do not need to be re-explained in the current year edit report.	Explanation	Yes	
Reason	Due to COVID, this resulted in a higher number of students living off-campus (with family).			
Screen Entry	The number entered is outside the expected range of between 38 and 68 when compared with the prior year value. Please correct your data or explain. (Error #7169) This edit and explanation were retained from the prior year (for reference) and do not need to be re-explained in the current year edit report.	Explanation	Yes	
Reason	Due to COVID, this resulted in a lower number of students living off-campus (not with family).			
Screen Entry	The values reported for the number of Group 3 students in 2020-21 and the total amount of aid they were awarded (Part D, line 02) make the average amount of aid awarded to these students outside the expected range of between 3,811 and 7,075 when compared with the prior year value. Please correct your data or explain. (Error #7327) This edit and explanation were retained from the prior year (for reference) and do not need to be re-explained in the current year edit report.	Explanation	Yes	
Reason	The decrease resulted from lower enrollment due to COVID.			

Related Screens	Part D - Enter Information about Group 3			
Screen: Part E - Enter Information about Group 4				
Screen Entry	The number entered is outside the expected range of between 26 and 48 when compared with the prior year value. Please correct your data or explain. (Error #7169)	Explanation	Yes	
Reason	After COVID more students are attending on campus instead of remote learning from home. This resulted in fewer students living off-campus(with family).			
Screen Entry	The number entered is outside the expected range of between 1 and 33 when compared with the prior year value. Please correct your data or explain. (Error #7169)	Explanation	Yes	
Reason	After COVID more students are attending on campus instead of remote learning from home. This resulted in more students living off-campus (not with family).			
Screen Entry	The calculated average amount of grant or scholarship aid awarded to Group 4 students from the federal government, state/local government, or the institution for this income level is smaller than expected in comparison with the other income levels. Please check the values reported for the number of these students who were awarded any Title IV aid (Col. 1) and the total amount of grant or scholarship aid awarded to them (Col. 3) and correct your data or explain the discrepancy. (Error #7317)	Explanation	Yes	
Reason	LCC received 783 FAFSA applications and only 92 students had an income level of \$48,001-\$75,000.			
Screen Entry	The number entered is outside the expected range of between 1 and 33 when compared with the prior year value. Please correct your data or explain. (Error #7169) This edit and explanation were retained from the prior year (for reference) and do not need to be re-explained in the current year edit report.	Explanation	Yes	
Reason	Due to COVID more students were remote learning from home.			
Screen Entry	The number entered is outside the expected range of between 33 and 59 when compared with the prior year value. Please correct your data or explain. (Error #7169) This edit and explanation were retained from the prior year (for reference) and do not need to be re-explained in the current year edit report.	Explanation	Yes	
Reason	Due to COVID and remote learning there was lower off-campus housing.			
Screen Entry	The total amount of grant or scholarship aid awarded to Group 4 students from the federal government, state/local government, or the institution across all income levels is outside the expected range of between 311,170 and 518,616 based on the prior year value. Please correct your data or explain. (Error #7332) This edit and explanation were retained from the prior year (for reference) and do not need to be re-explained in the current year edit report.	Explanation	Yes	
Reason	Luna Community College saw a decrease in overall enrollment.			