

School of Business

Department Budget

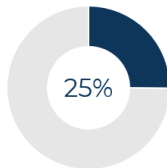
The Luna Community College School of Business has always assessed critical growth decisions based on the LCC Strategic plan. Because of the basis of how those decisions are made, the College Scorecard <https://collegescorecard.ed.gov/school/?363633-Luna-Community-College> used as a tool for those decisions. One of the criteria which was measured was the Campus wide Graduation Rate.

Luna Community College

Las Vegas, NM
628 undergraduate students
luna.edu



Graduation Rate

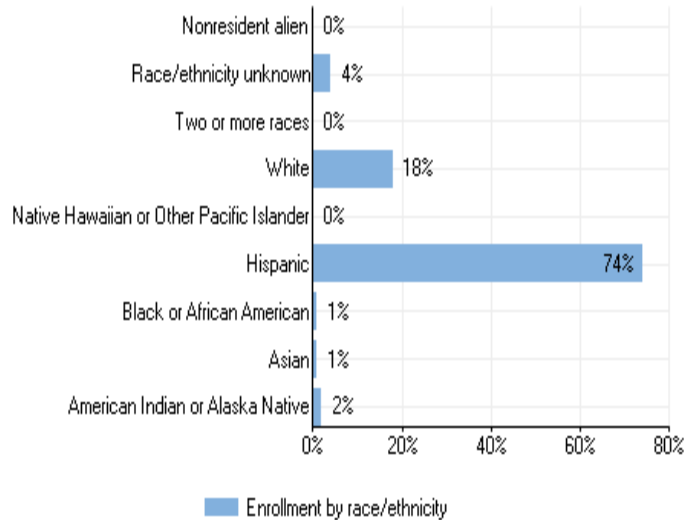
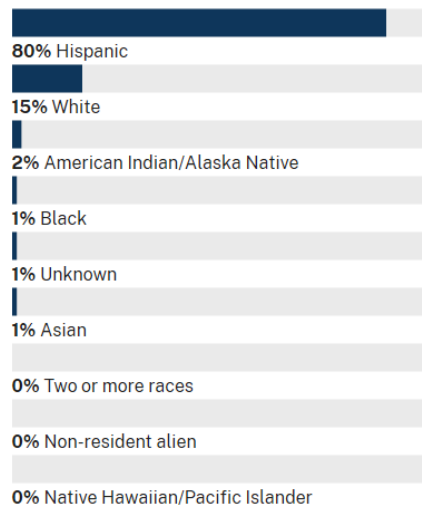


The information in the scorecard depicts statistics from the 2018-2019 academic year (FA18, SP19 and SU19). This chart shows Luna Community College had a graduation rate of 25% for the college overall. At the time of the writing of this report, exact data for the School of Business was not available. The information request for FA18-SP19 and SU19 was requested on March 4, 2020. When that data is available, this report will be updated and available for review.

Departmental Use of College Scorecard Data

Percent of all students enrolled, by race/ethnicity: Fall 2018

Race/Ethnicity



Of interest was the analysis of the race/ethnicity diversity at Luna Community College. Although Scorecard reported for 2018-2019 academic year and the IPED s reported on the FALL 2018 semester, all datapoints measured were within 2% of each point. The Hispanic population decreased by 6%. It could be explained by a lower enrollment rate through the course of 1 semester as opposed to 3 semesters. No knowing other factors of which to consider, the stable percentages of enrolled students' race/ethnicity could be accounted for by Luna Community College's location in Northeastern NM which is largely rural. Of interest would be a further study of the six race/ethnicity points which were measured. The question worth exploration would be if the datapoints other than Hispanic are largely driven by the baseball/softball athletes. If that was found to be true, how many data points would be viable in the chart and could that number be attributed back to LCC being in a rural area with a largely Hispanic culture.

The School of Business has continually encountered problems hiring and maintaining a full-time faculty who has a background in accounting. Although a ruling was made by the Higher Learning Commission (HLC), faculty with an MBA or higher can teach any one of the subfields of business. To be effective and viable in the area of accounting, faculty must have experience in teaching accounting. Not all MBAs have the experience or confidence needed to teach accounting. The present higher salary of \$38,000 for a full-time faculty qualified to teach accounting is also a hindrance to finding someone to apply. When a qualified faculty is located, they are filling such positions as business managers in facilities making approximately \$45,000-\$50,000/year.

Although not requested in this 2020 budget, it would be my recommendation that the current full-time instructor, Mr. Patrick Mellon, who is qualified and has taught accounting for 10 years being given a salary increase from \$38,000-\$45,000 to maintain his status as full time instructor in the School of Business.

G/L	Budget Description	2017/18 Budget	Increase/Decrease	2018/19 Proposed Budget

Departmental Use of College Scorecard Data

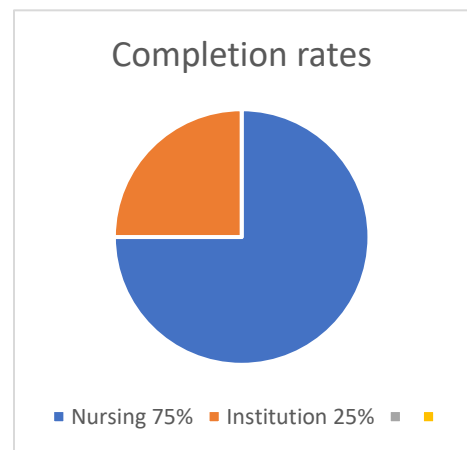
100-61*	Salaries	\$152,193	+\$121,057	\$273,250
100-62*	Fringe & Tax	\$47,469	+\$56,354	\$103,823
100-63*	Purchased Services	\$2,900	+\$5,515	\$8,415
100-64*	Supplies	\$11,559	+\$921	\$12,480
100-65*	Travel	\$3,000	+\$4,700	\$7,700
		\$217,121	+\$188,547	\$405,668
		Total	Total	Total

Difference of 217121 and 405668 are 60.5%

Department of Nursing

The College Scorecard data was used as a comparison to show that the Nursing Program is using budgeted items to provide support for student completions. Examples of how students are supported through the budget are: recruiting and retaining qualified faculty and support staff, maintaining the quality of faculty expertise by providing continuing professional development, maintaining and updating the state-of-the-art simulation lab, providing students with evidence based academic resources, and peer tutors. The Nursing Program completion rate is currently 75% as compared with the institutional rate of 25% as reported on the College Scorecard.

LCC Program Outcomes (AAS Program)	2019	2018	2017
NCLEX-RN 1st attempt pass rates @ LCC	85%	95.24%	80%
Program Completion (in four terms – 100% of program length)	75%	66.6%	47%
Student Completion (in six terms – 150% of program length)	100%	75%	66.6%
Employment Rate	95%	94%	90%



Department of Allied Health Sciences

The Department of Allied Health Sciences uses data derived from the College Scorecard in the assessment of departmental decisions. The integration of this tool is most evidence through the use of the Field of Study section. Given that a major recoding effort as a result of departmental reorganization has recently taken place, Allied Health is currently represented in several fields of study. The decision to recode Allied Health students to Allied Health and Medical Assisting Services (51.0899) to ensure that students previously encompassed by the Department of Nursing can be accurately represented and tracked was supported to the institution by College Scorecard data.

Top Fields of Study 📌

Sort by: **LARGEST SIZE** HIGHEST EARNINGS LOWEST DEBT

Out of 44 undergraduate fields of study at Luna Community College, the 10 largest are shown below. (24 had relevant data on number of graduates.) [See All Fields of Study »](#)

Field of Study	Graduates	
Practical Nursing, Vocational Nursing and Nursing Assistants - Undergraduate Certificate or Diploma	20	▼
Health/Medical Preparatory Programs - Undergraduate Certificate or Diploma	16	▼
Liberal Arts and Sciences, General Studies and Humanities - Associate's Degree	14	▼
Registered Nursing, Nursing Administration, Nursing Research and Clinical Nursing - Associate's Degree	13	▼
Business Administration, Management and Operations - Associate's Degree	11	▼
Dental Support Services and Allied Professions - Undergraduate Certificate or Diploma	10	▼
Cosmetology and Related Personal Grooming Services - Undergraduate Certificate or Diploma	9	▼
Computer and Information Sciences, General - Associate's Degree	8	▼
Film/Video and Photographic Arts - Associate's Degree	5	▼
Biology, General - Associate's Degree	5	▼

Departmental Use of College Scorecard Data